

Swiss appliances sales development 2004 – 2012

Analysis and Graphs:

S.A.F.E. (Swiss Agency for efficient energy use) www.energieeffizienz.ch and www.topten.ch

Data source:

FEA (Swiss Association of the Domestic Electrical Appliances Industry), www.fea.ch

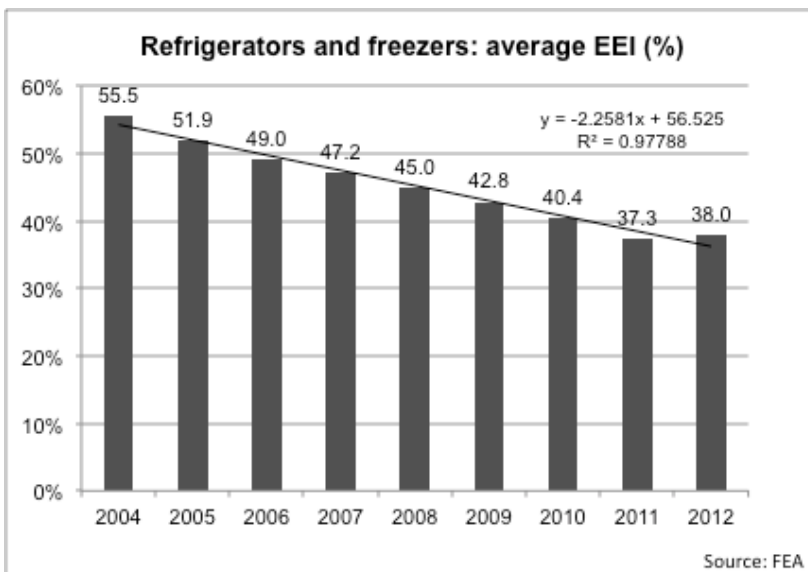
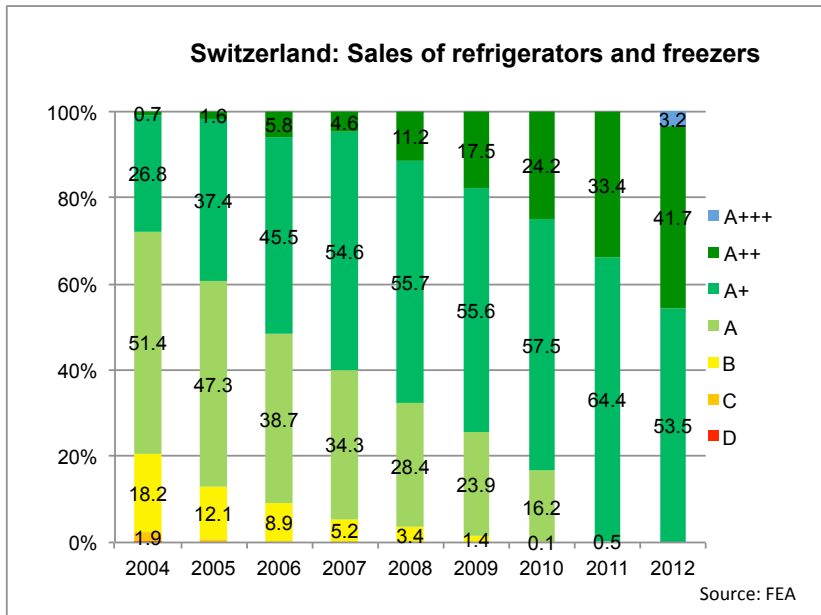
24 July 2013

Content

- 1. Refrigerators and freezers2
- 2. Refrigerators.....3
- 3. Freezers4
- 4. Washing machines5
- 5. Tumble driers6
- 6. Dishwashers7
- 7. Ovens8
- 8. Annex.....9

1. Refrigerators and freezers

Sales of refrigerators and freezers, Switzerland										Source FEA)
Efficiency class	2004	2005	2006	2007	2008	2009	2010	2011	2012	
A+++										13'119
A++	2'682	5'857	22'193	17'902	43'828	68'081	98'162	136'732	173'297	173'297
A+	97'672	138'927	174'196	211'803	217'279	215'883	233'010	263'839	222'223	222'223
A	187'611	175'877	148'257	133'312	110'772	92'837	65'547	1'955	0	0
B	66'504	44'967	33'926	20'186	13'463	5'389	235	0	0	0
C	7'046	2'691	1'132	648	0	0	0	0	0	0
D	1'263	0	0	0	0	0	0	0	0	0
E	0	0	0	0	0	0	0	0	0	0
F	1'757	1'419	1'735	2'062	1'791	1'587	1'567	1'191	0	0
G	0	0	0	0	0	0	0	0	0	0
unknown	312	2'161	1'609	2'293	3'110	4'497	6'512	6'143	6'712	6'712
Total	364'847	371'899	383'048	388'206	390'243	388'274	405'033	409'860	415'351	

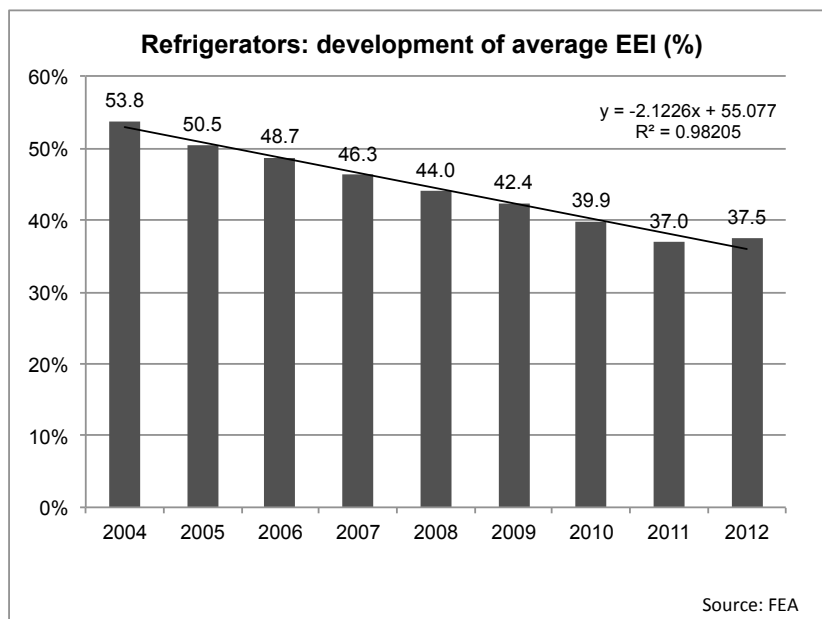
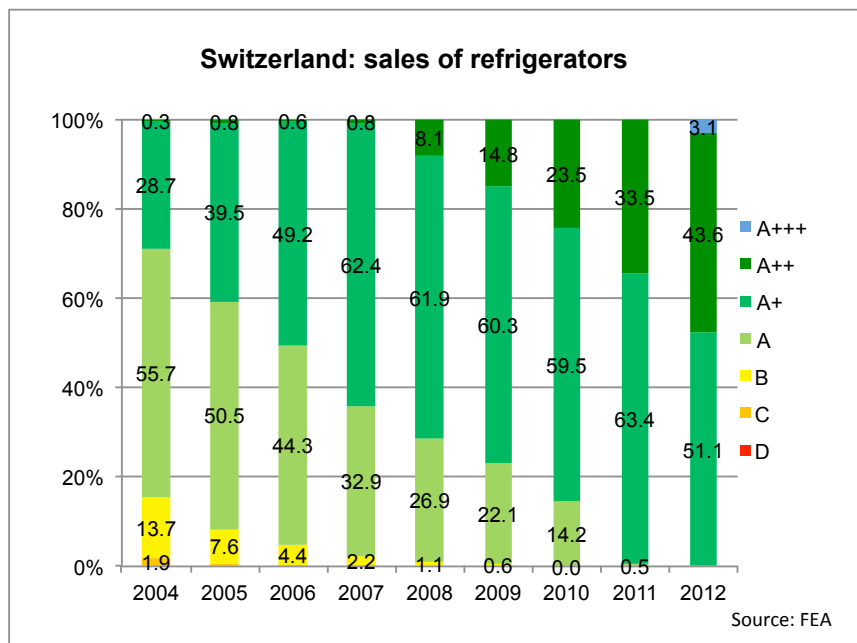


2. Refrigerators

Sales of refrigerators, Switzerland

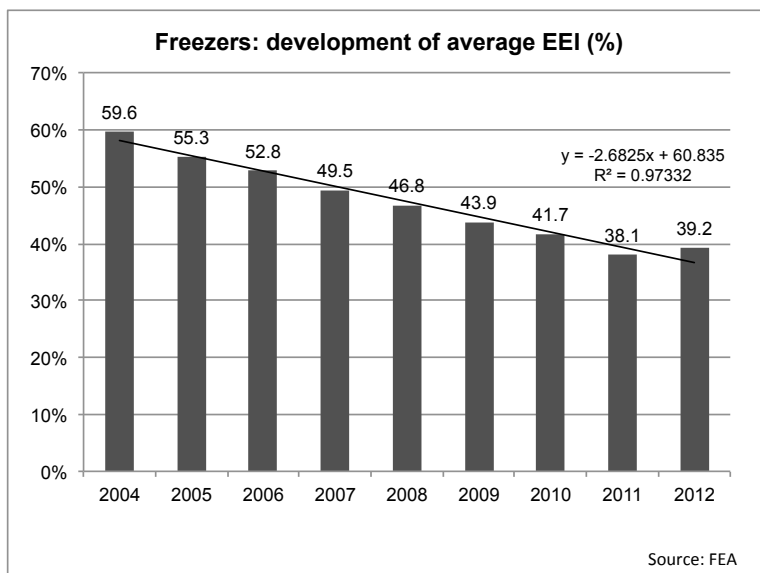
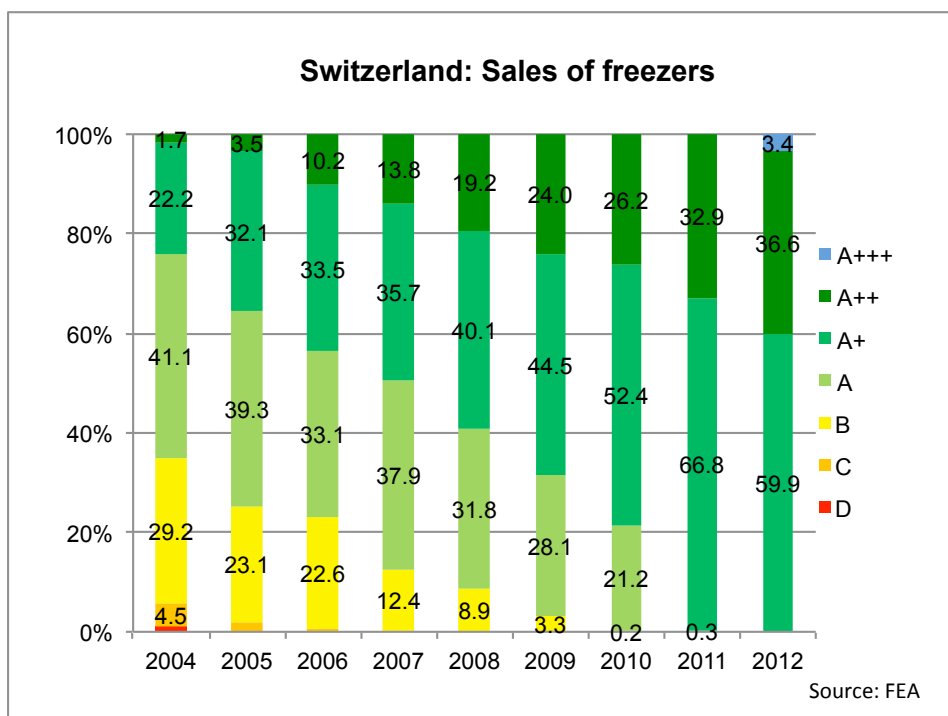
(Source: FEA)

Efficiency class	2004	2005	2006	2007	2008	2009	2010	2011	2012
A+++									9'239
A++	893	2'139	1'747	2'270	22'493	40'306	68'323	98'822	131'653
A+	74'191	104'479	135'814	171'324	172'730	164'493	173'318	186'789	154'110
A	144'114	133'717	122'352	90'339	75'069	60'327	41'372	1'615	0
B	35'528	20'188	12'214	6'061	3'132	1'539	0	0	0
C	2'254	502	546	394	0	0	0	0	0
D	0	0	0	0	0	0	0	0	0
E	0	0	0	0	0	0	0	0	0
F	1'757	1'419	1'735	2'062	1'791	1'587	1'567	1'191	0
G	0	0	0	0	0	0	0	0	0
unknown	166	2'161	1'609	2'293	4'007	4'497	6'512	6'143	6'712
Total	258'903	264'605	276'017	274'743	279'222	272'749	291'092	294'560	301'714



3. Freezers

Sales of freezers, Switzerland									
(Source: FEA)									
Efficiency class	2004	2005	2006	2007	2008	2009	2010	2011	2012
A+++									3'880
A++	1'789	3'718	10'912	15'632	21'335	27'775	29'839	37'910	41'644
A+	23'481	34'448	35'866	40'479	44'549	51'390	59'692	77'050	68'113
A	43'497	42'160	35'443	42'973	35'286	32'510	24'175	340	0
B	30'976	24'779	24'224	14'125	9'851	3'850	235	0	0
C	4'792	2'189	586	254	0	0	0	0	0
D	1'263	0	0	0	0	0	0	0	0
E	0	0	0	0	0	0	0	0	0
F	0	0	0	0	0	0	0	0	0
G	0	0	0	0	0	0	0	0	0
unknown	146	0	0	0	0	0	0	0	0
Total	105'944	107'294	107'031	113'463	111'021	115'525	113'941	115'300	113'637

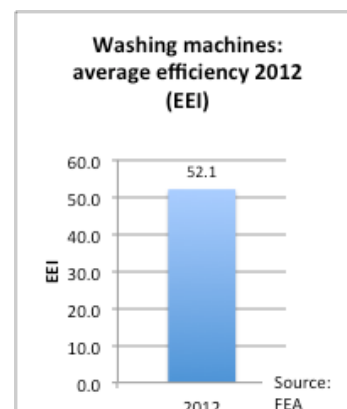
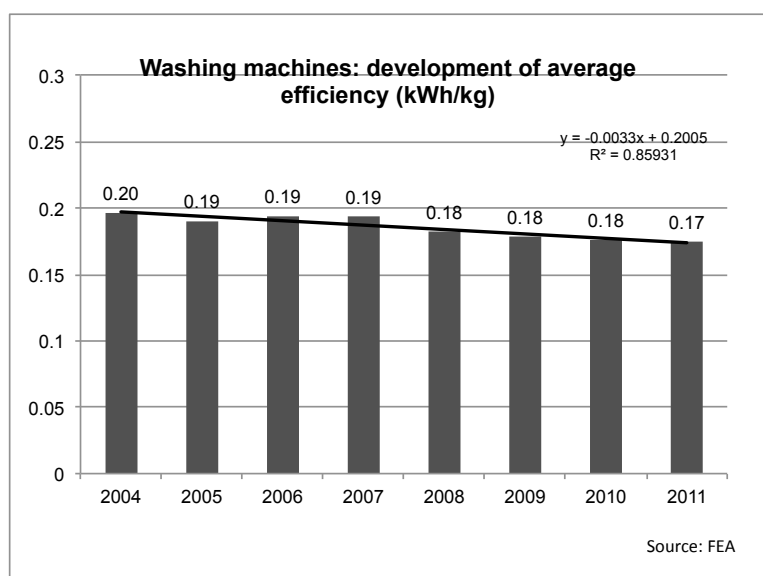
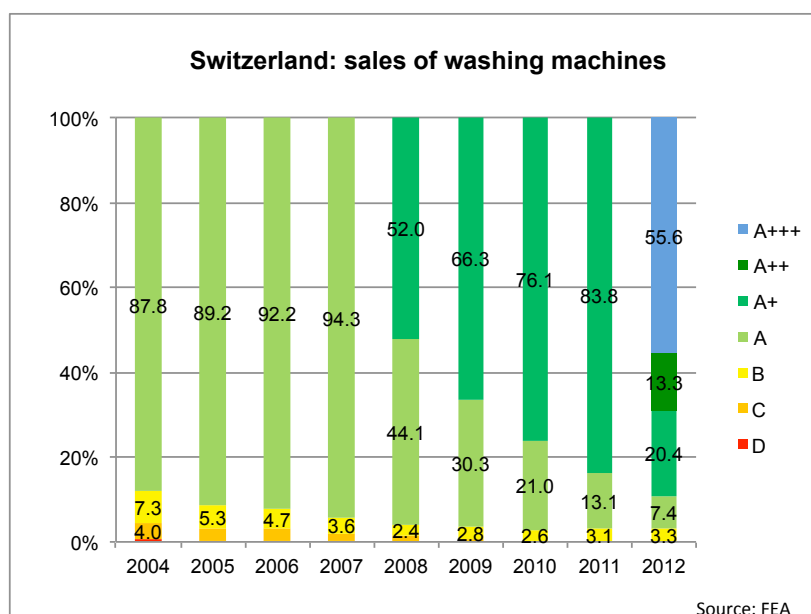


4. Washing machines

Sales of washing machines, Switzerland

(Source: FEA)

Efficiency class	2004	2005	2006	2007	2008	2009	2010	2011	2012
A+++									107'659
A++									25'825
A+					94'514	119'908	143'847	161'074	39'566
A	144'802	145'712	157'377	165'791	80'061	54'755	39'727	25'262	14'340
B	11'995	8'642	8'088	6'279	4'436	4'981	4'852	5'885	6'397
C	6'566	4'382	4'448	3'627	2'667	1'214	700	0	0
D	965	556	627	106	0	0	0	0	0
E	371	0	0	0	0	0	0	0	0
F	0	0	0	0	0	0	0	0	0
G	0	0	0	0	0	0	0	0	0
unknown	303	4'014	184	0	0	0	0	0	0
Total	165'002	163'306	170'724	175'803	181'678	180'858	189'126	192'221	193'787

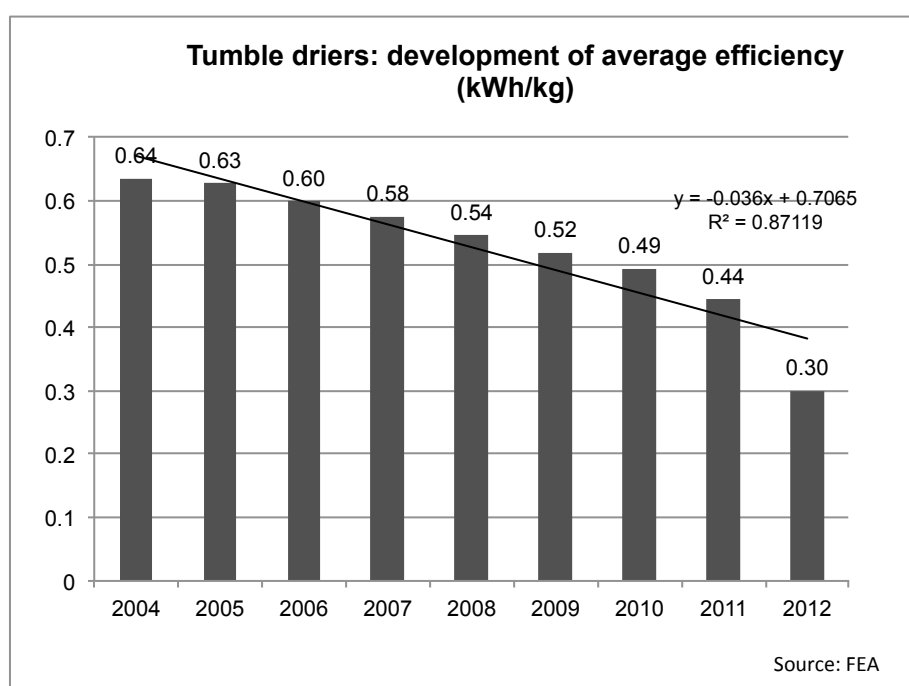
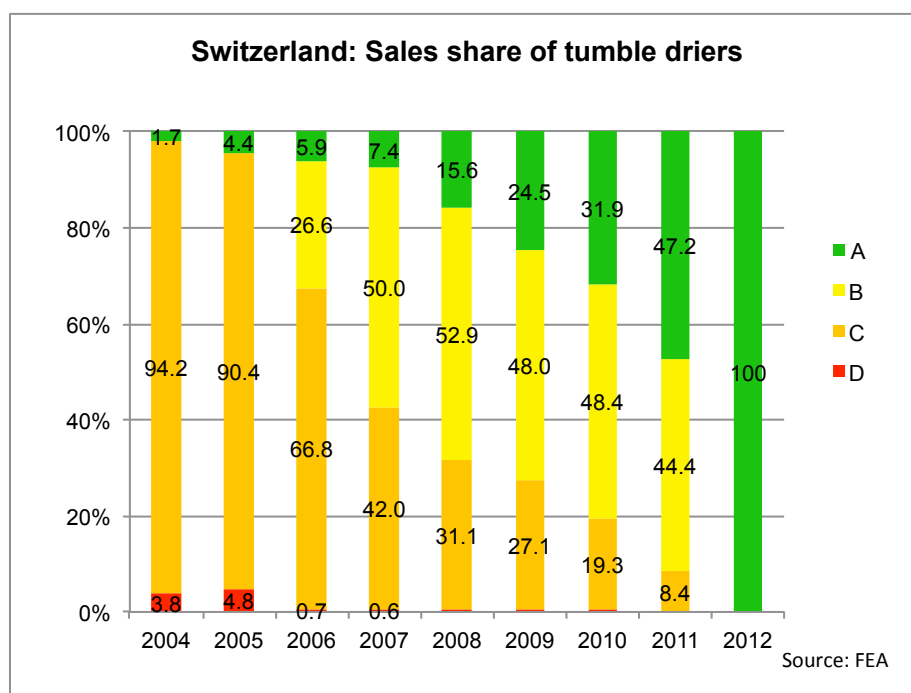


5. Tumble driers

Sales of tumble driers, Switzerland

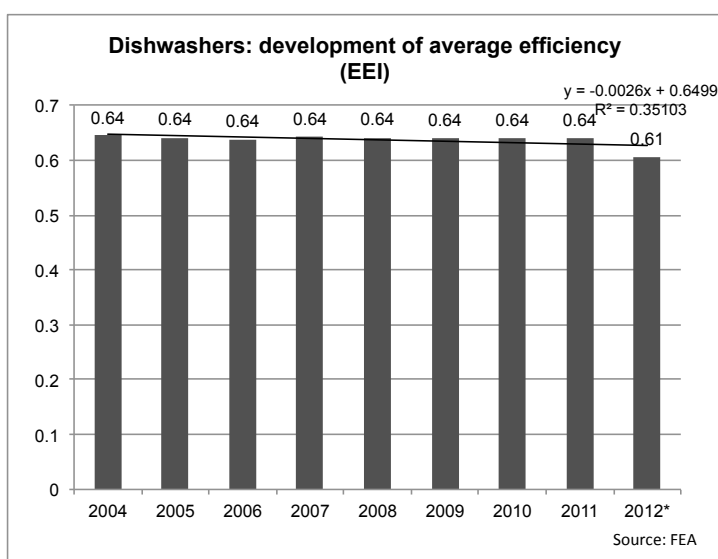
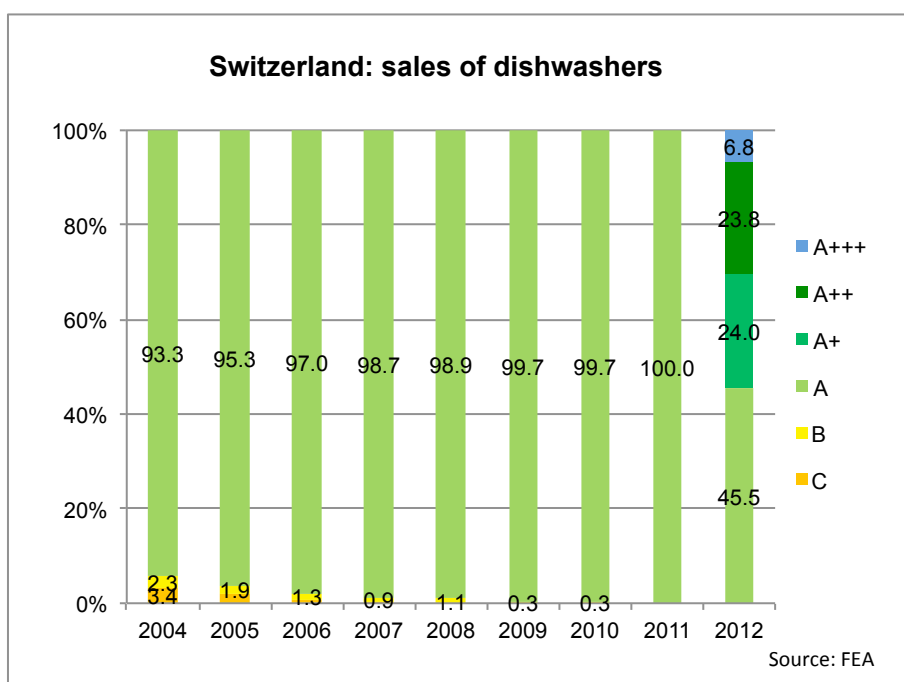
(Source: FEA)

Efficiency class	2004	2005	2006	2007	2008	2009	2010	2011	2012
A	1'513	4'195	5'885	7'469	16'522	25'135	35'993	54'381	109'252
B	0	123	26'445	50'383	55'964	49'288	54'628	51'090	0
C	81'786	85'359	66'370	42'332	32'883	27'817	21'777	9'669	0
D	3'301	4'551	673	594	441	377	369	0	0
E	1	0	0	0	0	0	0	0	0
F	0	0	0	0	0	0	0	0	0
G	227	189	0	0	0	0	0	0	0
unknown	0	7	0	0	0	0	0	0	0
Total	86'828	94'424	99'373	100'778	105'810	102'617	112'767	115'140	109'252



6. Dishwashers

Sales of dishwashers, Switzerland										(Source: FEA)
Efficiency class	2004	2005	2006	2007	2008	2009	2010	2011	2012	
A+++									14'606	
A++									51'419	
A+									51'869	
A	160'949	170'161	179'787	189'980	193'967	195'714	209'871	210'647	98'315	
B	3'931	3'306	2'392	1'639	2'060	655	649	0	0	
C	5'802	3'512	1'428	889	0	0	0	0	0	
D	24	0	0	0	0	0	0	0	0	
E	0	0	0	0	0	0	0	0	0	
F	0	0	0	0	0	0	0	0	0	
G	0	0	0	0	0	0	0	0	0	
unknown	1'760	1'641	1'646	0	0	0	0	0	0	
Total	172'466	178'620	185'253	192'508	196'027	196'369	210'520	210'647	216'209	



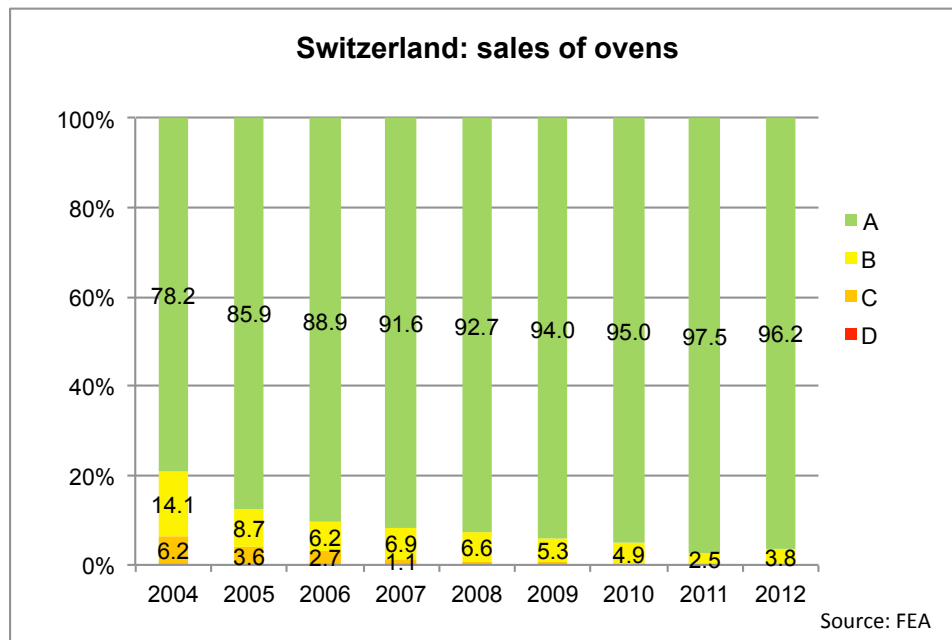
* 2012 a new EEI calculation formula was introduced, including part load washing, Standby and Off mode consumption.

7. Ovens

Sales of ovens, Switzerland

(Source: FEA)

Efficiency class	2004	2005	2006	2007	2008	2009	2010	2011	2012
A	124'342	140'534	148'567	154'663	154'838	153'178	159'883	162'062	168'685
B	22'466	14'256	10'382	11'582	11'006	8'688	8'275	4'232	6'613
C	9'889	5'956	4'566	1'903	920	774	13	0	0
D	288	252	567	531	248	245	99	0	0
E	1	0	0	0	0	0	0	0	0
F	0	0	0	0	0	0	0	0	0
G	0	0	0	0	0	0	0	0	0
unknown	2'063	2'607	2'972	91	0	0	0	0	0
Total	159'049	163'605	167'054	168'770	167'012	162'885	168'270	166'294	175'298



8. Annex

Calculation of the average product efficiency: assumptions

The average efficiency index has been calculated according to the following scheme:

Average efficiency index = Σ (all classes) sales proportion efficiency class (%) * EEI of the efficiency class

The specific assumptions for the appliance categories are as follows:

1. Refrigerators and freezers

Assumption: the EEI of all products of a class corresponds to the (lower) class limit according to the energy label from 2003, and from 2012 according to the energy label from 2010:

Class	EEI (2003)	EEI (2010)
A+++		22%
A++	30%	33%
A+	42%	44%
A	55%	55%
B	75%	75%
C	90%	95%
D	100%	110%
E	125%	125%

2. Washing machines

Assumption: the specific efficiency of all products of a class corresponds to the (lower) class limit according to the energy label from 1996, from 2012 according to the energy label from 2010:

Class	kWh/kg (1996 – 2011)	EEI (ab 2012)
A+++		46
A++		52
A+	0.17	59
A	0.19	68
B	0.23	77
C	0.27	87
D	0.31	

3. Tumble drier

Assumption: the specific efficiency of all products of a class corresponds to the (lower) class limit according to the energy label from 1995, based on a initial residual moisture content of 60%. Exemption: for class A a specific efficiency of 0.3 kWh/kg is assumed.

Class	kWh/kg
A	0.3

B	0.56
C	0.64
D	0.72

4. Dishwashers

Assumption: the EEI of all products of a class corresponds to the (lower) class limit according to the energy label from 1999, from 2012 according to the one from 2010:

Class	EEI (1999 – 2011)	EEI (ab 2012)
A+++		50
A++		56
A+		63
A	0.64	71
B	0.76	80
C	0.88	
D	1.00	